



**Artsmark
Silver Award**
Awarded by Arts
Council England



Art, Craft and Design Long Term Plan

New Silksworth Academy



Long Term Plan - EYFS and Years 1 to 6

Art Lead: Mrs V Merrie
[@NSA_Arts](https://www.instagram.com/NSA_Arts)

EARLY YEARS

Areas of Focus: The early years offer is grouped around 7 areas of exploration:

What Can We See?

How Can We Explore Colour?

How Can We Build Worlds?

How Can We Explore Materials & Marks?

How Can We Explore 3d Materials?

How Can We Use Our Bodies To Make Art?

How Can We Use Our Imaginations?





Activities are provided all year round to enable an open-ended, playful exploration of materials, processes and ideas, which in turn nurture dexterity skills, promote an early understanding of visual literacy skills, and begin to build children's confidence in their ability to make a personal, creative response to a stimuli. Together these opportunities provide a foundation for pupils to develop skills further through the Art Curriculum.

	Autumn	Spring	Summer
Early Learners	<p>WHAT CAN WE SEE? HOW CAN WE EXPLORE COLOUR? To Colour... https://www.accessart.org.uk/to-colour/ Linked Text – Brown Bear, Brown Bear Light box exploration</p> <p>HOW CAN WE EXPLORE MATERIALS AND MARKS? Barefoot sensory walk Linked Text - Bear Hunt</p> <p>Christmas Craft / Diwali</p>	<p>HOW CAN WE USE OUR BODIES TO MAKE ART? Large scale collaborative art pieces, using fabric to make butterflies Linked Text – The Hungry Caterpillar</p> <p>HOW CAN WE USE OUR IMAGINATION? Using alternative objects as a representation</p> <p>WHAT CAN WE SEE? Spring Pictures Transient Art</p>	<p>HOW CAN WE EXPLORE MATERIALS AND MARKS? Making marks in sensory materials: shaving foam, sand etc.</p> <p>Making marks on different materials/textures: plates, paper, fabric, stones etc.</p> <p>Flower pressing/pounding, nature painting</p> <p>HOW CAN WE EXPLORE 3D MATERIALS? 3D Making – Fruit/Vegetable Faces</p>
Nursery	<p>HOW CAN WE EXPLORE 3D MATERIALS? HOW CAN WE USE OUR IMAGINATIONS? Clay Play https://www.accessart.org.uk/how-to-clay-play/ Junk modelling Christmas ornaments/crafts</p> <p>WHAT CAN WE SEE? Observational paintings – owls, feathers</p>	<p>HOW CAN WE BUILD WORLDS? HOW CAN WE USE OUR IMAGINATIONS? Small/large construction</p> <p>HOW CAN WE EXPLORE MATERIALS AND MARKS? HOW CAN WE EXPLORE COLOUR? WHAT CAN WE SEE? Spring Pictures/Exploring Flowers Bubble Painting/Printing</p> <p>HOW CAN WE EXPLORE 3D MATERIALS? Making Chinese Lanterns</p>	<p>HOW CAN WE EXPLORE MATERIALS & MARKS? Nursery Night Time Collage https://www.accessart.org.uk/nursery-night-time-collage/</p> <p>HOW CAN WE EXPLORE 3D MATERIALS? HOW CAN WE USE OUR IMAGINATIONS? Rocket Building/Designing a Rooftop Garden/Beach Huts Exploring ModRoc</p> <p>WHAT CAN WE SEE? Finding Circles https://www.accessart.org.uk/finding-circles/ Linked Text – Swirl by Swirl</p>
Reception	<p>HOW CAN WE EXPLORE 3D MATERIALS? Repeat Pattern Printing Roller https://www.accessart.org.uk/repeat-pattern-printing-roller/</p> <p>HOW CAN WE EXPLORE COLOUR? Collaging with Wax Crayon Rubbings https://www.accessart.org.uk/collaging-with-wax-crayon-rubbings/</p>	<p>HOW CAN WE EXPLORE MATERIALS & MARKS? Burton Hathow Ducklings https://www.accessart.org.uk/burton-hathow-ducklings/</p> <p>HOW CAN WE EXPLORE MATERIALS & MARKS? Galaxy Painting https://www.accessart.org.uk/galaxy-painting/</p> <p>HOW CAN WE BUILD WORLDS? WHAT CAN WE SEE? Drawing Maps</p>	<p>HOW CAN WE EXPLORE MATERIALS & MARKS? Imaginary Landscapes https://www.accessart.org.uk/imaginary-landscapes/</p> <p>HOW CAN WE EXPLORE 3D MATERIALS? Working with Clay</p>

Areas of Focus: Each pathway is bordered by a colour. These colours correspond to the area of focus of that pathway


	Autumn Term Drawing and Sketchbooks	Spring Term Surface and Colour	Summer Term Working in Three Dimensions
--	---	--	---

KEY STAGE 1

<p>YEAR 1</p> 	<p><u>Spirals</u></p> <p>Using drawing, collage and mark-making to explore spirals. Introducing sketchbooks.</p>	<p><u>Inspired by Flora & Fauna</u></p> <p>Explore how artists make art inspired by flora and fauna. Make collages of MiniBeasts and display as a shared artwork.</p>	<p><u>Making Birds</u></p> <p>Sculptural project beginning with making drawings from observation, exploring media, and transforming the drawings from 2d to 3d to make a bird.</p>
<p>YEAR 2</p>  	<p><u>Explore & Draw</u></p> <p>Introducing the idea that artists can be collectors & explorers as they develop drawing and composition skills.</p>	<p><u>Exploring the World Through Mono Print</u></p> <p>Using a simple mono print technique to develop drawing skills, encourage experimentation and ownership.</p>	<p><u>Music & Art</u></p> <p>Explore how we can make art inspired by the sounds we hear.</p> 

DURING "NON-ART" HALF TERMS



Drawing Exercises Children continue to complete simple drawing exercises through the half terms when focussing on DT. This helps ensure the continuation of sketchbook and drawing skill development.

	<ol style="list-style-type: none"> 1) Continuous Line Drawing 2) Backwards Forwards Drawing 3) See Three Shapes 4) Thoughtful Mark Making 	<ol style="list-style-type: none"> 5) Making Stronger Drawings 6) Feeling Drawings 7) Drawing Small 8) Drawing Larger 	<ol style="list-style-type: none"> 9) Blind Contour Drawings 10) Drawing Hands
--	---	---	--


Areas of Focus: Each pathway is bordered by a colour. These colours correspond to the area of focus of that pathway

	Autumn Term Drawing and Sketchbooks	Spring Term Surface and Colour	Summer Term Working in Three Dimensions
--	--	-----------------------------------	--

LOWER KEY STAGE 2

<p>YEAR 3</p> 	<p><u>Gestural Drawing with Charcoal</u></p> <p>Making loose, gestural drawings with charcoal, and exploring drama and performance.</p>	<p><u>Cloth, Thread, Paint</u></p> <p>Explore how artists combine media to create work in response to landscape. Use acrylic and thread to make a painted and stitched piece.</p>	<p><u>Telling Stories Through Drawing & Making</u></p> <p>Explore how artists are inspired by other art forms – in this case how we make sculpture inspired by literature and film.</p>
<p>YEAR 4</p> 	<p><u>Storytelling Through Drawing</u></p> <p>Explore how artists create sequenced drawings to share and tell stories. Create accordion books or comic strips to retell poetry or prose through drawing.</p>	<p><u>Exploring Still Life</u></p> <p>Explore artists working with the genre of still life, contemporary and more traditional. Create your own still life inspired art work.</p>	<p><u>Festival Feasts</u></p> <p>How might we use food and art to bring us together?</p>

DURING "NON-ART" HALF TERMS






Drawing Exercises Children continue to complete simple drawing exercises through the half terms when focussing on DT. This helps ensure the continuation of sketchbook and drawing skill development.

- 1) Continuous Line Drawing
- 2) Backwards Forwards Drawing
- 3) See Three Shapes
- 4) Thoughtful Mark Making
- 5) Making Stronger Drawings
- 6) Feely Drawings

- 7) Drawing Small
- 8) Drawing Larger
- 9) Blind Contour Drawings
- 10) Drawing Hands
- 11) Drawing Prompts
- 12) Mark Making and Sound

- 13) Exploring 3D Drawing with Lego
- 14) Analogue Drawing
- 15) Stick drawing
- 16) Deconstructing to Help Us See

Areas of Focus: Each pathway is bordered by a colour. These colours correspond to the area of focus of that pathway

	Autumn Term Drawing and Sketchbooks	Spring Term Surface and Colour	Summer Term Working in Three Dimensions
UPPER KEY STAGE 2			
YEAR 5 	<u>Typography & Maps</u> Exploring how we can create typography through drawing and design, and use our skills to create personal and highly visual maps.	<u>Making Monotypes</u> Combine the monotype process with painting and collage to make visual poetry zines.	<u>Set Design</u> Explore creating a model set for theatre or animation inspired by poetry, prose, film or music.
YEAR 6 	<u>2D Drawing to 3D Making</u> Explore how 2D drawings can be transformed to 3D objects. Work towards a sculptural outcome or a graphic design outcome.	<u>Activism</u> Explore how artists use their skills to speak on behalf of communities. Make art about things you care about.	<u>Shadow Puppets</u> Explore how traditional and contemporary artists use cutouts and shadow puppets.
DURING "NON-ART" HALF TERMS 	Drawing Exercises Children continue to complete simple drawing exercises through the half terms when focussing on DT. This helps ensure the continuation of sketchbook and drawing skill development.		
	1) Continuous Line Drawing 2) Backwards Forwards Drawing 3) See Three Shapes 4) Thoughtful Mark Making 5) Making Stronger Drawings 6) Feely Drawings	7) Drawing Small 8) Drawing Larger 9) Blind Contour Drawings 10) Drawing Hands 11) Drawing Prompts 12) Mark Making and Sound	13) Exploring 3D Drawing with Lego 14) Analogue Drawing 15) Stick drawing 16) Deconstructing to Help Us See